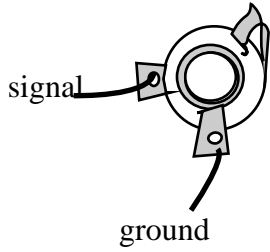


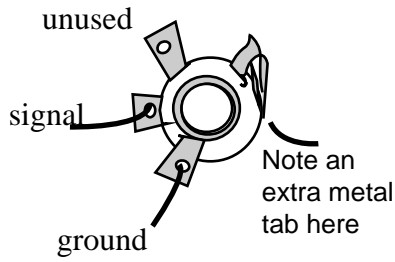
mono jacks: (typically used for output, most mods)

Standard Mono:



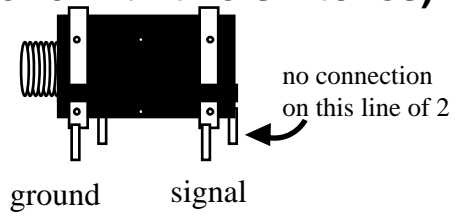
Mouser 161-1804
or 16PJ022, etc

Mono with one switch:



Source: ???

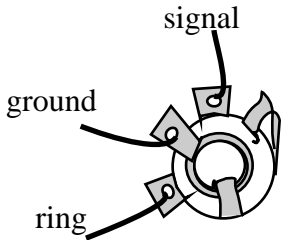
Plastic (Mono with two switches)



Mouser #550-10284
or 550-10021
or 550-10201, etc

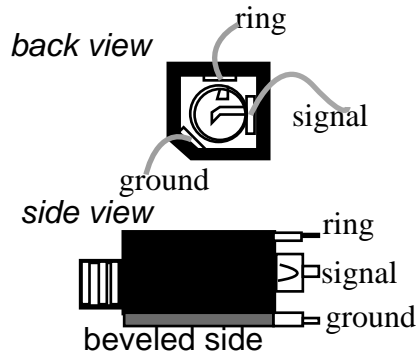
stereo jacks: (typically used for input when using a battery)

Standard stereo



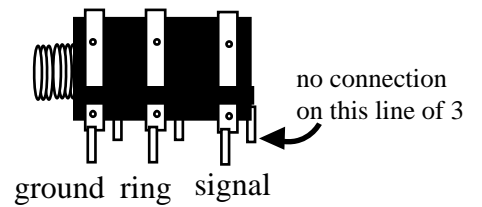
Source: ???

Standard stereo:



Mouser 568-NY234-3

Plastic (Stereo with two switches)



Mouser 550-20301
or 550-22302
or 550-20311
or 550-20384 etc..

Note: "Ring" is where the black wire of the battery snap goes

how it works:

Plug a 1/4" cable into the unknown jack. Take a look (carefully) to see what contact point touches to each section of the 1/4" cable. Then see where on the jack each contact point goes...
If you can't see it, try plugging the other end of the cable into an amp and touch the lugs or pins on the jack one at a time. When the amp buzzes loudly, you hit "signal". Usually once you know that, its easy to figure out the other two (or in the case of a mono jack, "ground" is just the one that doesnt buzz as much)

this is a standard 1/4" guitar cable

